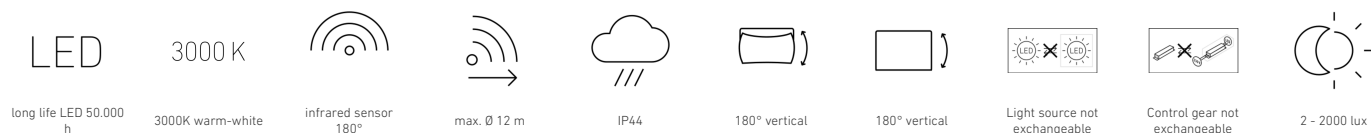


Sensor-switched LED floodlight

XLED ONE XL S

white
EAN 4007841 065270
Article number 065270



Function description

Powerful illumination. Effective protection. The XLED ONE XL S wall and ceiling spot can be tilted through 180° and illuminates its surroundings with day-bright light. In numbers: 3000 K and 4200 lm from 42,6 W. With infrared sensor, 180° angle of coverage, 12 m reach, twilight setting (2-2000 lux) as well as time setting (8 s to 35 min). Protection class: IP44.

Technical specifications

Dimensions (L x W x H)	222 x 259 x 215 mm	Mechanical scalability	No
With lamp	Yes, STEINEL LED system	Reach, radial	r = 3 m (14 m ²)
With motion detector	Yes	Reach, tangential	r = 12 m (226 m ²)
Manufacturer's Warranty	3 years	Photo-cell controller	Yes
Settings via	Potentiometers	Luminous flux total product	4200 lm
Version	white	Measured luminous flux (360°)	4200 lm
PU1, EAN	4007841065270	Total product efficiency	99 lm/W
Application, place	Outdoors	Colour temperature	3000 K
Application, room	outdoors, courtyard & driveway	Colour variation LED	SDCM3
Installation site	wall, ceiling	Lamp	LED cannot be replaced
Installation	Wall, Ceiling, Surface wiring	LED life expectancy (max. °C)	50000 h
Impact resistance	IK03	Service life LED L70B50 (25°)	> 36000 h
IP-rating	IP44	Drop in luminous flux in accordance with LM80	L70B10
Protection class	I	LED cooling system	Passive Thermo Control
Ambient temperature	from -20 up to 40 °C	Twilight setting	2 – 2000 lx
Housing material	Aluminium	Time setting	8 s – 35 Min.
Cover material	Glass transparent		

<https://www.steinel.de>

Subject to technical modifications

05.2025 Page 1 from 3

Sensor-switched LED floodlight

XLED ONE XL S

white
EAN 4007841 065270
Article number 065270



Technical specifications

Mains power supply	220 – 240 V / 50 – 60 Hz
Mounting height max.	3,00 m
Sneak-by guard	No
Capability of masking out individual segments	Yes
Electronic scalability	No

Basic light level function	No
Output	42,6 W
Colour Rendering Index CRI	= 80
Optimum mounting height	2 m
Detection angle	180 °
Product category	Sensor-switched LED floodlight

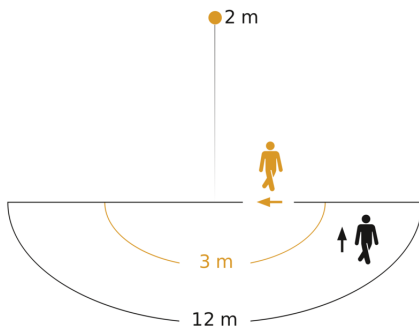
Sensor-switched LED floodlight

XLED ONE XL S

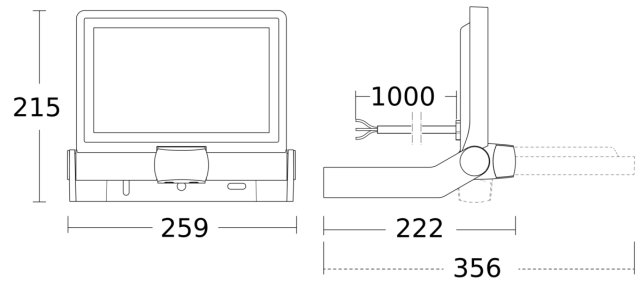
white
EAN 4007841 065270
Article number 065270



Detection Zone



Dimension Drawing



Possible mounting height: 1,80 m - 3,00 m
Orange: radial
Black: tangential

Circuit diagram

